

PROFIL LIGHT



LX-PL-LS1911C

24V	CRI >80/95	PF >0.9	IP 20
-----	---------------	------------	----------



LX-PL-LS1911C


Special local auxiliary lighting system, can be widely used in various interior decoration scenarios and local light spaces. A touch of auxiliary decorative lighting in addition to the basic lighting creates different atmospheres and visual enjoyment.

Embellish life with light that follows you whenever you go.




- 1, "Dots-free" lighting : Perfect homogenous lighting.
- 2, Various diffuser options : Several options of diffusers, In various shapes and light distribution plans Complete with everything needed
- 3, "Two" end caps : Two options of end cap for two ways of wire outgoing, Close-fitting design without screws makes installation much easier
- 4, Various installation methods : A wide range of installation accessories wider applications
- 5, "One" cut : Consistent length between diffuser and profile
- 6, Smart control for unlimited possibilities : Perfectly match the profiles like customized, Control by hand sweep or touching.













Details



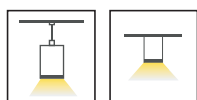
Standard Configuration

Picture	Item	Parameter	Model
	①Profile	Material: AL6063-T5 Profile weight: 0.56kg/2.5m Size: L2500*W19.7*H11mm Surface processing: Anodizing	/
	②Cover	Type: Frosted diffuse Material: PC Light transmittance : 85% Size : L2500*W19.7*H10.6mm (shrink) 0.8mm/m when the temperature rises (drops) 10°C.	/
	③End caps	Size : L19.7*W19.6*H5mm	LX-EC-LS1911C

Optional Accessories

Picture	Item	Parameter	Model
	FPC strip	Material : FPC, CCT : 2700/3000/4000/6000K ; Ra>90; Voltage:24V ; Power : 15W/m ; Lumen : 1508Lm/m ; PCB width : 10mm ; Minimum cut : 50mm ;	LX-ST- D6280-24V- 10mm
	⑤ End cap with hole	Size : L19.7*W19.6*H5mm	LX-EC-LS1911C
	⑥ Clips	Size : L38*W15*H4.5mm	LX-CP-07
	Pendant-with junction box	Cord:D1.5*2000mm(D1.5*4000mm) Box:L80*W80*H30mm	LX-PY-D
	Pendant-without junction box	Cord:D1.5*2000mm(D1.5*4000mm)	LX-PN-D
	pendant-wire and line in one 2m/4m	2-in-1 cable:D3*2000mm(D3*4000mm)	LX-PE-K
	180° straight splicing bar	Size: 80*10*2mm	LX-EX-E1
	L-type splicing bar	Size: 45*45*2mm	LX-EX-E2
	7-type splicing bar	Size:41.5*10*2mm	LX-EX-E3
	T-type splicing bar	Size:80*45*2mm	LX-EX-E4
	X-type splicing bar	Size:80*80*2mm	LX-EX-E5

Fixings



Dimensions

