

# PROFIL LIGHT



LX-PL-AH5060-10A45&90

|     |               |            |          |
|-----|---------------|------------|----------|
| 24V | CRI<br>>80/95 | PF<br>>0.9 | IP<br>20 |
|-----|---------------|------------|----------|



## LX-PL-AH5060-10A45&90

- Lighting direction : Lighting upward and downward
- Various installation ways: pendant, surface mounted
- Specially designed light source with diffusers producing homogeneous and soft lighting
- Ever-changing shapes generated by means of super free application and connections of lines and arcs
- Flexible diffuser making it easy for installation without connections for over length application and light leakage
- AL6063-T5 aluminum profile with high-quality surface treatment and three optional colors of black, white and silver



**luxio**  
L I G H T I N G

[www.luxio-lighting.com](http://www.luxio-lighting.com)





## Details



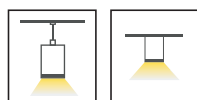
## Optional Accessories

| Picture   | Item          | Parameter   | Parameter                   |
|---|---------------|---|-----------------------------|
|  | ① Profile     | Material : AL6063-T5<br>Profile weight : 0.48kg / D1000mm, 45°<br>Size : 50x60mm, D1000mm, 45<br>50x60mm, D1000mm, 90°<br>Surface processing: Spray                     | LX-PL-AH5060-10A45/90       |
|  | ②/③ Cover     | ②35 cover Size : L20000*W32*H3.5mm<br>③50 cover Size : L20000*W47*H4mm<br>Light transmittance:55%   | ③LX-CV-AH5060FD             |
|  | ④ End cap     | Size : L60*W50*H2mm   | LX-EC-AH5060                |
|  | Rigid modular | Material : AL,CCT:<br>2700/3000/3500/4000/5000/6500K ; CRI>80/90 ; Voltage : 24V ; Power : 7.5W/pcs ; Lumen : 1125Lm/m ; Width : 20mm ; Minimum cutting unit : 16LEDs ; | LX-ST-DY8160-24V-20mm-10A45 |
|  | Screw set     | Size : M3.5*50mm  | LX-CL-15                    |

## Optional Accessories

| Picture   | Item          | Parameter   | Parameter |
|---|---------------|---|-----------|
|  | Pendant cable | Steel cable: D1.5*2000\4000mm\maximum load bearing:13Kg | LX-PN-W   |
|  | Pendant cable | /   | LX-PE-C   |
|  | Splicing bar  | Size: L25*W32*H8.5mm                                    | LX-EX-25  |
|  | Pendant clips | Size: L39.5*W20*H12mm                                   | LX-CP-29  |

## Fixings



## Dimensions

