

PROFIL LIGHT




LX-PL-AH5060-2500

24V	CRI >80/95	PF >0.9	IP 20
-----	---------------	------------	----------



LX-PL-AH5060-2500


- Lighting direction : Lighting upward and downward
- Various installation ways: pendant, surface mounted
- Specially designed light source with diffusers producing homogeneous and soft lighting
- Ever-changing shapes generated by means of super free application and connections of lines and arcs
- Flexible diffuser making it easy for installation without connections for over length application and light leakage
- AL6063-T5 aluminum profile with high-quality surface treatment and three optional colors of black, white and silver





luxio
L I G H T I N G

www.luxio-lighting.com

Details






Optional Accessories

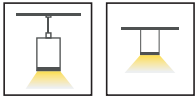
Picture	Item	Parameter	Parameter
	① Profile	Profile weight : 2.88kg / 2500mm Size : 50x60x2500mm Material : AL6063-T5 Surface processing: Spray	LX-PL-AH5060-2500
	②/③ Cover	35 cover Size : L20000*W32*H3.5mm 50 cover Size : L20000*W47*H4mm Light transmittance: 55%	LX-CV-AH5060FD
	④ End cap	Size : L60*W50*H2mm	LX-EC-AH5060FD
	⑤ Flexible modular	Material : FPC,CCT:2700/3000/3500/4000/5000/ 6500K ; CRI>80/90 ; Voltage : 24V ; Power : 19.2W/M ; Lumen : 2880Lm/M ; Width : 15mm ; Minimum cutting unit : 8LEDs/50mm ;	LX-ST-8160-24V -15mm
		Material : FPC,CCT:RGB ; CRI>80 ; Voltage : 24V ; Power : 25W/M ; Lumen : 720Lm/M ; Width : 15mm ; Minimum cutting unit : 6LEDs/50mm ;	LX-ST-DMA120-24V- 15mm

Optional Accessories

Picture	Item	Parameter	Model
	⑤ Flexible modular	Material : FPC,CCT:RGB ; CRI>80 ; Voltage : 24V ; Power : 20W/M ; Lumen : 815Lm/M ; Width : 15mm ; Minimum cutting unit : 6LEDs/50mm ;	LX-ST-DA168-24V -15mm
		Material : FPC,CCT:2700+6500K ; CRI>80/90 ; Voltage : 24V ; Power : 19.2W/M ; Lumen : 2880Lm/M ; Width : 15mm ; Minimum cutting unit : 16LEDs/50mm ;	LX-ST-DS8320-24V -15mm
	⑤ Rigid modular	Material:AL,CCT:2700/3000/3500/4000/5000/6500K ; CRI >80/90 ; Voltage : 24V ; Power : 9.6W/pcs ; Lumen : 1440Lm/PCS ; Width : 20mm ; Minimum cutting unit : 16LEDs/100mm ;	LX-ST-DY8160-24V -20mm
	Pendant cable	Steel cable : D1.5*2000\4000mm\maximum load bearing:13Kg	LX-PN-W
	Pendant cable	\	LX-PE-K
	Splicing bar	Size : L25*W32*H8.5mm	LX-EX-25
	Pendant clips	Size : L39.5*W20*H12mm	LX-CP-29
	Screw set	Size : M3.5*50mm	LX-CL-15
	Programmable digital controller	Power supply : DC 5V-24V input Power consumption : 2W Working temperature : Ta:0-20 °C~0+85 °C	LX-K-1000C
	Programmable digital controller	Power supply : DC 5V-24V input Power consumption : 5W Working temperature : Ta:0-20 °C~0+85 °C	LX-K-8000C
	RGB control receiver	Input voltage : DC12-48V Output current : 18A Output Power : Max 216W@12V/Max 432W@24V/ Max 648W@36V/Max 864W@48V Working temperature : -30°C- +55°C	LX-CR3-GBA

Picture	Item	Parameter	Model
	RGBW Remote	output signal : RF Working voltage : 3VDC(CR2032) Remote control distance : 30m Working temperature:Ta:0-30°C~0+55 °C	LX-CK4-GBA
	CCT control receiver	Input voltage : DC12-48V Output current : 8A Output Power : Max 192W@12V/Max 284W@24V/Max 576W@36V/Max 768W@48V Working temperature : -30°C— +55°C	LX-CR2-GBA
	CCT Remote	output signal : RF Working voltage : 3VDC(CR2032) Remote control distance : 30m Working temperature:Ta:0-30°C~0+55 °C	LX-CK2-GBA

Fixings



Dimensions

