

PROFIL LIGHT




LX-PL-AS3535-05T180

24V	CRI >80/95	PF >0.9	IP 20
-----	---------------	------------	----------



LX-PL-AS3535-05T180

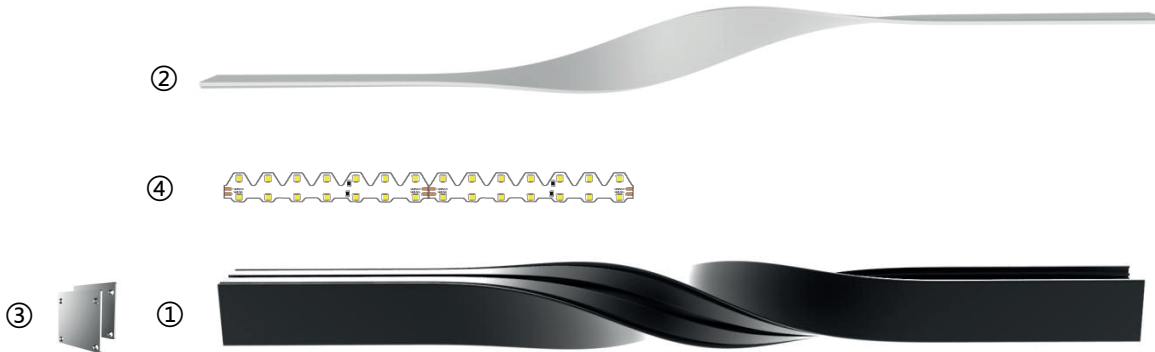
- Various installation ways: pendant, recessed and surface mounted
- Ever-changing shapes generated by means of super free application and connections of lines and arcs
- Flexible diffuser making it easy for installation without connections for over length application and light leakage
- Specially designed light source with diffusers producing homogeneous and soft lighting
- AL6063-T5 aluminum profile with high-quality surface treatment and three optional colors of black, white and silver






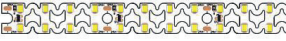
luxio
L I G H T I N G

www.luxio-lighting.com

Details



Optional Accessories

Picture	Item	Parameter	Parameter
	① Profile	Material : AL6063-T5 Profile weight : 0.97kg/ D1500mm, 45° Size : 35x35mm, D1500mm, 45° Surface processing: Spray	LX-PL-AS3535-05T180
	② Cover	Size : L20000*W32*H3.5mm Light transmittance: 55%	LX-CV-AS3535FD
	③ End cap	Size : L35*W35*H1.5mm	LX-EC-AS3535
	④ Rigid modular	Material : FPC,CCT:2700/3000/3500/4000/5000/ 6500K ; CRI>80/90 ; Voltage : 24V ; Power : 19.2W/M ; Lumen : 2880Lm/M ; Width : 15mm ; Minimum cutting unit : 8LEDs/50mm ;	LX-ST-DS8160-24V-15mm
		Material : FPC,CCT:RGB ; CRI>80 ; Voltage : 24V ; Power : 25W/M ; Lumen : 720Lm/M ; Width : 15mm ; Minimum cutting unit : 6LEDs/50mm ;	LX-DMA120-24V-15mm

Optional Accessories

Picture	Item	Parameter	Parameter
	Flexible modular	Material : FPC,CCT:RGB ; CRI>80 ; Voltage : 24V ; Power : 20W/M ; Lumen : 815Lm/M ; Width : 15mm ; Minimum cutting unit : 6LEDs/50mm ;	LX-ST-DA168-24V -15mm
		Material : FPC,CCT:2700+6500K ; CRI>80/90 ; Voltage : 24V ; Power : 19.2W/M ; Lumen : 2880Lm/M ; Width : 15mm ; Minimum cutting unit : 16LEDs/50mm ;	LX-ST-DS8320-24V -15mm
	Pendant cable	Steel cable : D1.5*2000\4000mm\maximum load bearing:13Kg	LX-PN-W
	Pendant cable	Size:20AWG\2000mm\maximum load bearing:6.5Kg	LX-PE-K
	Programmable digital controller	Power supply : DC 5V-24V input Power consumption : 2W Working temperature : Ta:0-20 °C~0+85 °C	LX-K-1000C
	Programmable digital controller	Power supply : DC 5V-24V input Power consumption : 5W Working temperature : Ta:0-20 °C~0+85 °C	LX-K-8000C
	RGB control receiver	Input voltage : DC12-48V Output current : 18A Output Power : Max 216W@12V/Max 432W@24V/ Max 648W@36V/Max 864W@48V Working temperature : -30°C- +55°C	LX-CR3-GBA
	RGBW Remote	output signal : RF Working voltage : 3VDC(CR2032) Remote control distance : 30m Working temperature:Ta:0-30°C~0+55 °C	LX-CK4-GBA
	CCT control receiver	Input voltage : DC12-48V Output current : 8A Output Power : Max 192W@12V/Max 284W@24V/ Max 576W@36V/Max 768W@48V Working temperature : -30°C— +55°C	LX-CR2-GBA
	CCT Remote	output signal : RF Working voltage : 3VDC(CR2032) Remote control distance : 30m Working temperature:Ta:0-30°C~0+55 °C	LX-CK2-GBA

Fixings



Dimensions

