

PROFIL LIGHT



LX-PL-AS3535-08A45&90


24V	CRI >80/95	PF >0.9	IP 20
-----	----------------------	-------------------	-----------------



LX-PL-AS3535-08A45&90

Various installation ways: pendant, recessed and surface mounted

- Ever-changing shapes generated by means of super free application and connections of lines and arcs
- Flexible diffuser making it easy for installation without connections for over length application and light leakage
- Specially designed light source with diffusers producing homogeneous and soft lighting
- AL6063-T5 aluminum profile with high-quality surface treatment and three optional colors of black, white and silver







Details



Optional Accessories

Picture	Item	Parameter	Parameter
	① Profile	Material : AL6063-T5 Profile weight : 0.26kg/ D800mm, 45° Size : 35x35mm, D800mm, 45° Surface processing: Spray	LX-PL-AS3535-08A45/90
	② Cover	Size : L20000*W32*H3.5mm Light transmittance: 55%	LX-CV-AS3535FD
	③ End cap	Size : L35*W35*H1.5mm	LX-EC-AS3535
	④ Rigid modular	Material:AL,CCT:2700/3000/3500/4000/5000/6500K ; CRI >80/90 ; Voltage : 24V ; Power : 5.8W/pcs ; Lumen : 870Lm/m ; Width : 20mm ; Minimum cutting unit : 16LEDs ;	LX-ST-DY8160-24V-20mm-08A45
	Pendant accessory	Size : φ250*H20*0.6mm	LX-PY-C

Optional Accessories

Picture	Item	Parameter	Parameter
	Pendant cable	Steel cable : D1.5*2000\4000mm\maximum load bearing:13Kg	LX-PN-W
	Pendant cable	Size:20AWG\2000mm\maximum load bearing:6.5Kg	LX-PE-K
	Recessed buckle	Size : L78*W34*H15mm	LX-RE-13
	Connect fitting	Size : L30*W23.5*H4.6mm	LX-EX-26
	Mounting clip	Size : 33.5*8.5*5.6mm	LX-CL-05
	Screw set	Size : M3.5*40mm	LX-CL-01

Fixings



Dimensions

