

# PROFIL LIGHT




## LX-PL-LR5535(A)

24V	CRI >80/95	PF >0.9	IP 20
-----	---------------	------------	----------



### LX-PL-LR5535(A)


- Several optional diffuser: general PC diffuser, flexible PC diffuser, flexible anti-glare diffuser, black diffuser, aluminium blind diffuser
- 50mm large luminous surface, rimless recessed design, integrated into architecture.
- Leakage proof shield design, perfect details.
- AL6063-T5 aluminum profile with high-quality surface treatment, black, white and silver are optional.
- Multiple optional connectors : 180 ° direct connection, L type, T type, X type






**luxio**  
L I G H T I N G












[www.luxio-lighting.com](http://www.luxio-lighting.com)



## Standard Configuration
















## Standard Configuration

Picture	Item	Parameter	Model
	Profile	Profile weight: 1.6kg/2.5m Size: L2500*W85*H24mm Material: AL6063-T5 Surface processing: Anodizing	/
	Cover	Type: Frosted diffuser Material: PC Light transmittance: 70% Size: L2500*W34.2*H10.2mm PC Feature: The diffuser will extend (shrink) 0.8mm/m when the temperature rises (drops) 10°C.	/
	End caps	Size: L38.6*W24*H2mm Material: PC	LX-EC-LR3924

Picture	Item	Parameter	Model
	Flexible strip	Material: FPC,CCT:1900/2300/2700/3000/3500/4000/5000/6000K; CRI > 80/>95; Voltage: 24V; Power: 25W/m; Lumen: 3250Lm/m; Width: 34mm; Minimum cutting unit: 28LEDs/50mm;	LX-ST-D8280-24V-34mm
	Flexible strip	Material: FPC, CCT :2700-6000K; CRI > 80; Voltage: 24V; Power: 25W/m; Lumen: 2740Lm/m; Width: 34mm; Minimum cutting unit: 28LEDs/50mm; tunable white	LX-ST-D8560SWW-24V-34mm
	Rigid modular	Material: FR4,CCT:1900/2300/2700/3000/3500/4000/5000/6000K; CRI > 80/>95; Voltage: 24V; Power: 25W/m; Lumen: 3250Lm/m; Width: 36mm; Minimum cutting unit: 28LEDs/50mm;	LX-ST-DY8280B-24V-36mm
	Rigid modular	Material: FR4, CCT :2700-6000K; CRI > 80; Voltage: 24V; Power: 25W/m; Lumen: 2740Lm/m; Width: 36mm; Minimum cutting unit: 28LEDs/50mm; tunable white	LX-ST-DY8560SWW-24V-36mm
	Power supply (Non-dimming)	Size: L365*W30*H18mm Input voltage: AC220-240V; Frequency: 50-60Hz Output voltage: 24V; Max. current: 4.17A PF: ≥0.95; Efficiency: 0.91; Power: 100W Certification: CE/CB	LX-BN-V24-100P-V1
	Power supply (DALI-dimming)	Size: L355*W30*H21mm Input voltage: AC200-240V; Frequency: 50-60Hz Output voltage: 24V; Max. current: 4.2A PF: ≥0.95; Efficiency: 0.90; Power: 100W Certification: TUV/CE/RCM	LX-BK-DGV100-24V0D
	Power supply (1-10V-dimming)	Size: L355*W30*H21mm Input voltage: AC200-240V; Frequency: 50-60Hz Output voltage: 24V; Max. current: 4.2A PF: ≥0.95; Efficiency: 0.92; Power: 100W Certification: TUV/CE/RCM	LX-BK-MGV100-24V0M
	Dimming solution accessory kit	Include 5PIN cable inside luminaire(3 of 18#, 2 of 22#, L=2600mm), 3 sets of male and female terminals.	LX-CM-03
	Non-dimming solution accessory kit	Include 3PIN cable inside luminaire (3 of 18# cables, L=2600mm), 2 sets of male and female terminals.	LX-CM-04
	Non-dimming solution accessory kit	include 3PIN cable outside luminaire (3 of 18# cables, L=2600mm), 1 set of male and female terminals.	LX-CM-05
	Dimming solution accessory kit	Include 5PIN cable outside luminaire (3 of 18#, 2 of 22#, L=2600mm), 2 sets of male and female terminals.	LX-CM-06

Picture	Item	Parameter	Model
	②Cover	Type: Diffuse flexible mask Material: PC + silica gel Transparency: 70% Size: L50000*W48.7*H5.5mm	LX-CV-LS5470FD(F)
		Type: Prismatic flexible mask Material: PC flexible/emboss Transparency: 60% Size: L50000*W48.7*H5.5mm	LX-CV-LS5470FP(F)

## Corner fittings

LX-EX-E1(I-type180°)	LX-EX-E2(L-type90°)	LX-EX-E3(L-type90°)	LX-EX-E4(T-type90°)
			
LX-EX-E5(X-type90°)	LX-EX-E6(L-type120°)	LX-EX-E7(7-type60°)	LX-EX-E8(L-type120°)
			
LX-EX-E9(Y-type120°)	LX-EX-E10(7-type60°)	LX-EX-E11(X-type60°+120°)	LX-EX-E12(T-type60°+120°)
			
LX-EX-17			
			

## Dimensions

