

STRIP LED



LX-ST-D8120-48V-10mm

IP 20/65/67	CRI >90	DC48V
-----------------------	-------------------	--------------



- Max.length is 30 meters driven by one end
- strips is of lower current with 48V input, better for longer wire connection
- ultra long application with less power feed,high cost efficiency for project system
- With life span over 36000H Ta: -25~40°C ; Tc : 75°C (max)
- Rated current : 0.183A(1m) /4.33A(30m)
- On-off times: 10000 (test times)
- Max.length : 30000mm(98.43')
- Cutting unit : : 4leds/33.33mm(1.31")
- Min. bend diameter : Φ 60mm(2.36")
- Mounting : 3M tape
- Copper foil: 3oz



luxio
L I G H T I N G

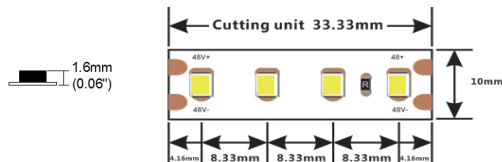
www.luxio-lighting.com

References







Reference	Typical Power	Max Power	Luminous flux/m	CRI	CCT/K	IP Rating	Dimensions
LX-ST-D8120-48V -10mm	8.8W/(1m) & 207.8W/(30m)	9.6W(1m)	905lm	Ra>80	2700K	IP20/65/67	30000*10*1.6mm
			950lm		3000K		
			985lm		4000K		
			985lm		5000K		
			950lm		6000K		
			780lm	Ra>90	2700K		
			830lm		3000K		
			860lm		4000K		
			860lm		5000K		
			830lm		6000K		

- 1.The tolerance of output data can be vary up to 15%.
- 2.the output data tested according to IES TM-30-15.
- 3.the output data is based on IP20/1 merter, data of 5m in only for reference.
- 4.IP protection process leads changes to size, CCT and luminous flux.
















Dimensions



Electronic & output data

IP Process	Picture	Picture description	Size	Optional CCT/color for finished product	Lumen output rate
NO		No proof	10mm*1.6mm	2700K/3000K/4000K/5000K/6000K	100%
NA		Nano-proof	10mm*1.7mm	2700K/3000K/4000K/5000K/6000K	98%
ET		Extrusion tube	12mm*4.8mm	2700K/3000K/4000K/5000K/6000K	88%
EG		Extrusion curved tube	11.3mm*3.8mm	2700K/3000K/4000K/5000K/6000K	88%
EGR		Milky white all-inclusive hollow arc extrusion	11.3mm*3.8mm	2700K/4000K	85%
EF		Extrusion filling	12mm*5mm	3400K/3850K/5800K/8750K/15000K	86%

Accessories Information

Name	Picture	Code	coding	description
Connector for FPC and FPC		81-01-000002-000038	LX-CBB210-NOTA	10MM-2P solder-free connector (board-to board)\ suitable for bare board 10mm width strip light
Connector for wire and FPC		81-01-000002-000039	LX-CXB210-NOTA	10MM-2P solderless connector(wire to board)\ Compatible with 20&22AWG wire\20#(6A);22#(4A)\ Applicable to bare board 10mm width lamp strip
Protective connector for FPC and FPC		81-01-000002-000056	LX-CBB210-EFWA	10MM-2P protective solderless connector (board to-board)\applicable to 10mm width\ EF lamp strip
Protective connector for FPC and FPC		81-01-000002-000057	LX-CXB210-EFWA	10MM-2P protective solderless connector(wire to board)\20AWG wire(6A)\applicable to 10mm width\EF lamp strip
L-connector for FPC and FPC		81-01-000002-000053	LX-CBBL210-NOTA	10MM-2P solderless (L) connectors (board-to board)\ for bare board 10mm width light strip
Fixed Clip		94-02-00-0003	LX-FSW10SA	Silicone clip, screw: PA 3*8mm, suitable for 10mm FPC,EF/ET strip
Gas phase rubber plug		94-02-00-0040	LX-DT10EG-A	Translucent gas phase adhesive plug, suitable for 10mm wide silicone extrusion eg lamp with plug
Gas phase gel plugging		94-02-00-0041	LX-DW10EG-A	Translucent gas phase adhesive plug, suitable for 10mm wide silicone extrusion eg lamp with end plug
Silicone Plug Kit		94-02-00-0046	LX-DT10EA-A	Silicone plug kit is suitable for 10mm board width, ET/EF series silicone extrusion light strip
Silicone stopper kit		94-02-00-0047	LX-DW10EA-A	Silicone tail plug kit is suitable for 10mm board width, ET/EF series silicone extrusion light strip
Mounting groove		94-02-00-0025	LX-CVT10EA-14100100	Transparent PVC mounting groove,suitable for 10mm FPC,silicone extruded EF/ET strip
Stopper glue		94-16-03010001	LX-AS-PG-0003	Silicone gel,suitable for ET/EF/EG waterproof LED strip
ET solderless plug		94-03-00-0030	LX-PT210-ETWA	Monochromatic light strip, 10mm board width, ET protection technology
ET press-fit terminals		94-03-00-0031	LX-CBX210-ETWA020	Monochromatic light strip, 10mm board width, ET protection technology
ET press-fit terminal kit		94-03-00-0032	LX-STBX210-ETWA020	Monochromatic light strip, 10mm board width, ET protection technology

IP process information

ET	IP65	Gluing End Cap		
	IP67	Molded End Cap		
EG/EGR	IP65	Gluing End Cap		
EF	IP65	Gluing End Cap		
	IP67	Molded End Cap		

Precautions

- Please drive the led strip with 48VDC isolated power, and the ripple of the constant voltage source should be less than 5%.
- Please do not bend the strip into an arc with a diameter less than 60mm to ensure the longevity and reliability.
- Do not fold it in case any damage of LED beads.
- Do not pull the power wire hard to ensure the longevity. Any Crash may damage the LED light is prohibited.
- Please make sure the wire is connected to the anode and cathode correctly. The power output should be consistent with the voltage of the strip to avoid damage.
- LED lights should be stored in dry, sealed environment. Please only unpack it before usage. Ambient temperature: -250°C~400°C
- Storage temperature: 0°C~600°C. Please use the strips without waterproof within indoor environment with humidity less than 70%.
- Please be careful during operation. Do not touch the AC power supply in case of electric shock.
- Please leave at least 20% power for the power supply during using to ensure there is enough power supply to drive the product.
- Do not use any acid or alkaline adhesives to fix the product (e.g.: glass cement).
- Do not scratch the product when IP process of the product is NA. Ultraviolet rays will damage the nano-layers on the product and seriously affect the life of the product.