

STRIP LED



LX-ST-DF8-12V-8mm

IP 20/65/67	CRI >90	DC12V
-----------------------	-------------------	--------------



- Light line and dot-free with big emitting angle, Mini cut up to 10mm.
- CRI>90,100LM/W@6500K
- suit for furniture lighting and decorative lighting application
- 7 optional 2700K/3000K/4000K/6500K/R/G/B)
- Rated current : 0.67A(1m) 1.5A(2.5m)
- On-off times: 10000 (test times)
- Max.length : 2500mm(8.2')
- Cutting unit : 10mm(0.39")
- Min. bend diameter : Φ 60mm(2.36")
- Mounting : 3M tape
- Copper foil: 2oz

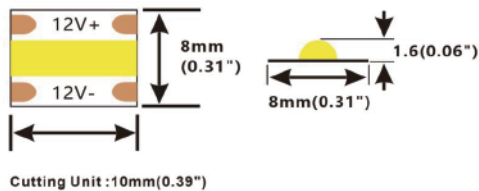


References

Reference	Typical Power	Max Power	Luminous flux/m	CRI	CCT/K	IP Rating	Dimensions
LX-ST-DF8-12V-8mm	8W/(1m) & 18W/(2.5m)	9W(1m)	650lm	Ra>90	2700K	IP20/IP65/IP67	2500*8*1.6mm
			720lm		3000K		
			780lm		4000K		
			800lm		6500K		
			/	/	R 620-630nm		
			/		G 520-530nm		
			/		B 450-460nm		

- 1.The tolerance of output data can be vary up to 15%.
- 2.the output data tested according to IES TM-30-15.
- 3.the output data is based on IP20/1merter, data of 5m in only for reference.
- 4.IP protection process leads changes to size, CCT and luminous flux.














Dimensions



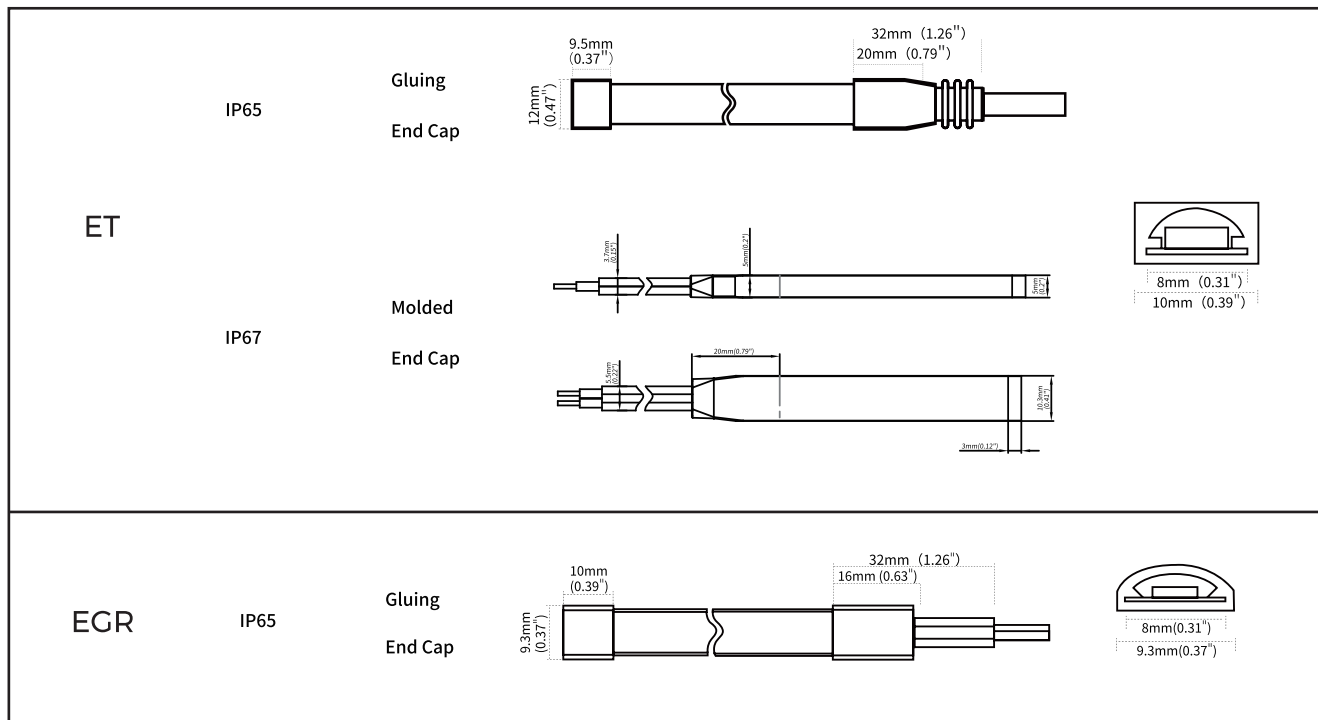
Electronic & output data

IP Process	Picture	Picture description	Size	Optional CCT/color for finished product	Lumen output rate
NO		No proof	8mm*1.6mm	2700K/3000K/4000K/6500K/R/G/B	100%
NA		Nano-proof	8mm*1.6mm	2700K/3000K/4000K/6500K/R/G/B	98%
ET		Extrusion tube	10mm*4.8mm	2700K/3000K/4000K/6500K/R/G/B	88%
EGR		Milky white all-inclusive hollow arc extrusion	9.3mm*3.8mm	2700K/5000K/R/G/B	80%

IP process information

Name	Picture	Code	coding	description
Connector for FPC and FPC		81-01-000002-000034	LX-CBB208-NOTA	8MM-2P solder-free connector (board-to board)\ suitable for bare board 8mm width strip light
Connector for wire and FPC		81-01-000002-000035	LX-CXB208-NOTA	8MM-2P solderless connector(wire to board)\ Compatible with 20&22AWG wire\20#(6A);22#(4A)\ Applicable to bare board 8mm width lamp strip
L-connector for FPC and FPC		81-01-000002-000052	LX-CBBL208-NOTA	8MM-2P solderless (L) connectors (board-to board)\ for bare board 8mm width light strip
Fixed Clip		94-02-00-0002	LX-FSW08SA	Silicone clip, screw: PA 3*8mm, suitable for 8mm FPC,EF/ET strip
Gas phase rubber plug		94-02-00-0038	LX-DT08EG-A	Translucent gas phase adhesive plug, suitable for 8mm wide silicone extrusion eg lamp with
Gas phase gel plugging		94-02-00-0039	LX-DW08EG-A	Translucent gas phase adhesive plug, suitable for 8mm wide silicone extrusion eg lamp with end plug
Silicone Plug Kit		94-02-00-0044	LX-DT08EA-A	Silicone plug kit, suitable for 8mm board width, ET/EF series silicone extrusion light strip
Silicone stopper kit		94-02-00-0045	LX-DW08EA-A	Silicone tail plug kit, suitable for 8mm board width, ET/EF series silicone extrusion light strip
Mounting groove		94-02-00-0024	LX-CVT08EA-12100100	Transparent PVC mounting groove,suitable for 8mm FPC,silicone extruded EF/ET strip
Stopper glue		94-16-03010001	LX-AS-PG-0003	Silicone gel,suitable for ET/EF/EG waterproof LED strip
ET solderless plug		94-03-00-0027	LX-PT208-ETWA	Monochromatic light strip, 8mm board width, ETS protection technology
ET press-fit terminals		94-03-00-0028	LX-CBX208-ETWA020	Monochromatic light strip, 8mm board width, ETS protection technology
ET press-fit terminal kit		94-03-00-0029	LX-STBX208-ETWA020	Monochromatic light strip, 8mm board width, ETS protection technology

IP process information



Precautions

- Please drive the led strip with 12VDC isolated power, and the ripple of the constant voltage source should be less than 5%.
- Please do not bend the strip into an arc with a diameter less than 60mm to ensure the longevity and reliability.
- Do not fold it in case any damage of LED beads.
- Do not pull the power wire hard to ensure the longevity. Any Crash may damage the LED light is prohibited.
- Please make sure the wire is connected to the anode and cathode correctly. The power output should be consistent with the voltage of the strip to avoid damage.
- LED lights should be stored in dry, sealed environment. Please only unpack it before usage. Ambient temperature: -25°C~40°C
- Storage temperature: 0°C~60°C. Please use the strips without waterproof within indoor environment with humidity less than 70%.
- Please be careful during operation. Do not touch the AC power supply in case of electric shock.
- Please leave at least 20% power for the power supply during using to ensure there is enough power supply to drive the product.
- Do not use any acid or alkaline adhesives to fix the product (e.g.: glass cement).
- Do not scratch the product when IP process of the product is NA. Ultraviolet rays will damage the nano-layers on the product and seriously affect the life of the product.