

STRIP LED



LX-ST-DS8192-24V-12mm

IP 20	CRI >80/90	DC24V
-----------------	----------------------	--------------



- Bridgelux led integrated, High efficiency up to 153lm/w@4000K, CRI80+
- Constant current design, Same brightness from one end to another
- SDCM≤3, one Bin delivery, With life span over 60000H, 5 years warranty
- Ta: -25~40°C ; Tc : 75°C (max)
- Rated current : 1.04A(1m) /4.2A(5m)
- On-off times: 10000 (test times)
- Max.length : 5000mm(16.4')
- Cutting unit : 8leds/41.67mm(1.64")
- Min. bend diameter : Φ60mm(2.36")
- Mounting : 3M tape
- Copper foil: 3oz



luxio
L I G H T I N G

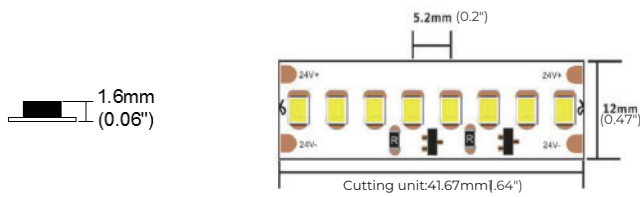
www.luxio-lighting.com

References


Reference	Typical Power	Max Power	Luminous flux/m	CRI	CCT/K	IP Rating	Dimensions
LX-ST-DS8192-24V-12mm	25W/(1m) & 100.8W/(5m)	29W(1m)	3370lm	Ra>80	2700K	IP20	5000*12*1.6mm
			3500lm		3000K		
			3700lm		3500K		
			3700lm		4000K		
			3550lm		5000K		
			2740lm	Ra>90	6500K		
			2880lm		2700K		
			3000lm		3000K		
			3000lm		3500K		
			2880lm		4000K		

- 1.The tolerance of output data can be vary up to 15%.
- 2.the output data tested according to IES TM-30-15.
- 3.the output data is based on IP20/1 merter, data of 5m in only for reference.
- 4.IP protection process leads changes to size, CCT and luminous flux.



Dimensions



Electronic & output data

IP Process	Picture	Picture description	Size	Optional CCT/color for finished product	Lumen output rate
NO	 NO/IP20	No proof	12mm*1.6mm	2700K/3000K/4000K/6500K	100%

IP process information

Name	Picture	Code	coding	description
Connector for wire and FPC		94-03-00-0038	LX-TXB212-NOGA	12mm width, 2PIN connector of wire and FPC, suitable for white color strip, NO/NA, 2PIN wire 18-22AWG
Connector for FPC and FPC		94-03-00-0040	LX-TBB212-NOGA	12mm width, 2PIN connector of FPC and FPC, suitable for white color strip, NO/NA

Precautions

- Please drive the led strip with 24VDC isolated power, and the ripple of the constant voltage source should be less than 5%.
- Please do not bend the strip into an arc with a diameter less than 60mm to ensure the longevity and reliability.
- Do not fold it in case any damage of LED beads.
- Do not pull the power wire hard to ensure the longevity. Any Crash may damage the LED light is prohibited.
- Please make sure the wire is connected to the anode and cathode correctly. The power output should be consistent with the voltage of the strip to avoid damage.
- LED lights should be stored in dry, sealed environment. Please only unpack it before usage. Ambient temperature: -250°C~400°C
- Storage temperature: 0°C~600°C. Please use the strips without waterproof within indoor environment with humidity less than 70%.
- Please be careful during operation. Do not touch the AC power supply in case of electric shock.
- Please leave at least 20% power for the power supply during using to ensure there is enough power supply to drive the product.
- Do not use any acid or alkaline adhesives to fix the product (e.g.: glass cement).
- Do not scratch the product when IP process of the product is NA. Ultraviolet rays will damage the nano-layers on the product and seriously affect the life of the product.