

STRIP LED



LX-ST-FD64-24V-8mm

IP	CRI	DC24V
20/65	80	



- Chip strip, 180° emitting, excellent anti-sulfide ability
- Reel to reel process, without soldering joint, high cost effective
- CRI > 80, 120 LM/W
- 4 optional 2700K \ 3000K \ 4000K \ 6500K white lights
- Rated current : 0.18A (1m) / 0.88A (5m)
- On-off times: 10000 (test times)
- Max. length : 5000mm (16.4')
- Cutting unit : 8 LEDs / 125mm (4.92')
- Min. bend diameter : Φ 60mm (2.36')
- Mounting : 3M tape²
- Copper foil: 2oz



luxio
L I G H T I N G


www.luxio-lighting.com

References



Reference	Typical Power	Max Power	Luminous flux/m	CRI	CCT/K	IP Rating	Dimensions
LX-ST-FD64-24V-8mm	4.4W/(1m) & 22.3W/(5m)	4.8W(1m)	470lm	Ra>90	2700K	IP20/IP65	5000*8*1.2mm
			490lm		3000K		
			520lm		4000K		
			540lm		6500K		

- 1.The tolerance of output data can be vary up to 15%.
- 2.the output data tested according to IES TM-30-15.
- 3.the output data is based on IP20/1 merter, data of 5m in only for reference.
- 4.IP protection process leads changes to size, CCT and luminous flux.

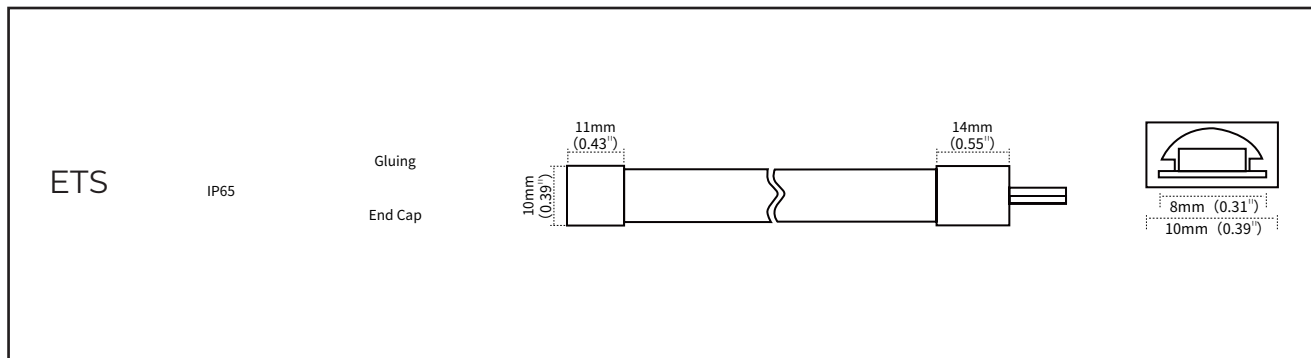
Dimensions



Electronic & output data

IP Process	Picture	Picture description	Size	Optional CCT/color for finished product	Lumen output rate
NO		No proof	8mm*1.2mm	2700K/3000K/4000K/6500K	100%
NA		Nano-proof	8mm*1.3mm	2700K/3000K/4000K/6500K	98%
ETS		Extrusion tube	10mm*4.8mm	2700K/3000K/4000K/6500K	88%

IP process information



Accessories Information

Name	Picture	Code	coding	description
Connector for FPC and FPC		81-01-000002-000034	LX-CBB208-NOTA	8MM-2P solder-free connector (board-to board)\ suitable for bare board 8mm width strip light
Connector for wire and FPC		81-01-000002-000035	LX-CXB208-NOTA	8MM-2P solderless connector(wire to board)\ Compatible with 20&22AWG wire\20#(6A);22#(4A)\ Applicable to bare board 8mm width lamp strip
L-connector for FPC and FPC		81-01-000002-000052	LX-CBBL208-NOTA	8MM-2P solderless (L) connectors (board-to board)\ for bare board 8mm width light strip
Fixed Clip		94-02-00-0002	LX-FSW08SA	Silicone clip, screw: PA 3*8mm, suitable for 8mm FPC,EF/ET strip
Silicone end cap set		94-03-00-0069	LX-TW08ETS-A	Suitable for 8mm board width, ETS series silicone extrusion light strip
Mounting groove		94-02-00-0024	LX-CVT08EA-12100100	Transparent PVC mounting groove,suitable for 8mm FPC,silicone extruded EF/ET strip
Stopper glue		94-16-03010001	LX-AS-PG-0003	Silicone gel,suitable for ET/EF/EG waterproof LED strip
ET solderless plug		94-03-00-0027	LX-PT208-ETWA	Monochromatic light strip, 8mm board width, ETS protection technology
ET press-fit terminals		94-03-00-0028	LX-CBX208-ETWA020	Monochromatic light strip, 8mm board width, ETS protection technology
ET press-fit terminal kit		94-03-00-0029	LX-STBX208-ETWA020	Monochromatic light strip, 8mm board width, ETS protection technology

Precautions

- Please drive the led strip with 24VDC isolated power, and the ripple of the constant voltage source should be less than 5%.
- DO NOT twist the strip, especially the emitting point, in case damage of LED chip.
- ATTENTION, there are 2 soldering parts per reel (5m/reel) at most when mass production, just for few reels.
- Please do not bend the strip into an arc with a diameter less than 30mm to ensure the longevity and reliability.
- Do not fold it in case any damage of LED chip.
- Do not pull the power wire hard to ensure the longevity. Any Crash may damage the LED light is prohibited.
- Please make sure the wire is connected to the anode and cathode correctly. The power output should be consistent with the voltage of the strip to avoid damage.
- LED lights should be stored in dry, sealed environment. Please only unpack it before usage. Ambient temperature: -25°C~40°C. Storage temperature: 0°C~60°C. Please use the strips without waterproof within indoor environment with humidity less than 70%.
- Please be careful during operation. Do not touch the AC power supply in case of electric shock.
- Please leave at least 20% power for the power supply during using to ensure there is enough power supply to drive the product.
- Do not scratch the product when IP process of the product is NA. Ultraviolet rays will damage the nano-layers on the product and seriously affect the life of the product.