

# NEON FLEX



2300 K   2700 K   3000 K   4000 K   CCT

LX-NF-NMS0306T

<b>IP</b> 54	<b>IK</b> 06	<b>CRI</b> >90	<b>DC12-24V</b>
-----------------	-----------------	-------------------	-----------------

<b>UV RESISTANT</b>	<b>FLAME RESISTANT</b>	<b>SALTWATER RESISTANT</b>	<b>SOLVENT RESISTANT</b>
---------------------	------------------------	----------------------------	--------------------------

<b>5</b> GARANTIE	<b>CE</b>	<b>RoHS</b>	<b>36000h</b>
----------------------	-----------	-------------	---------------

## NEON FLEX

- Light source: High density, LM80 proved.
- Process & Material: High light transmittance, environmental silicone material, integrated extrusion molding technology.
- Optical Design: Unique optical light distribution structure design, uniform lighting surface and no shadow.
- Appearance Design: Super small model, compact and simple, unique design.
- Product Certification: CE, ROHS.
- Environmental Features: Resistance to saline solutions, acids & alkali, corrosive gases and UV.
- Working/Storage Temperature: Ta: -25~55°C / 0°C ~ 60°C.
- Product application : Interior outline, Furniture supporting lighting.



**luxio**  
L I G H T I N G

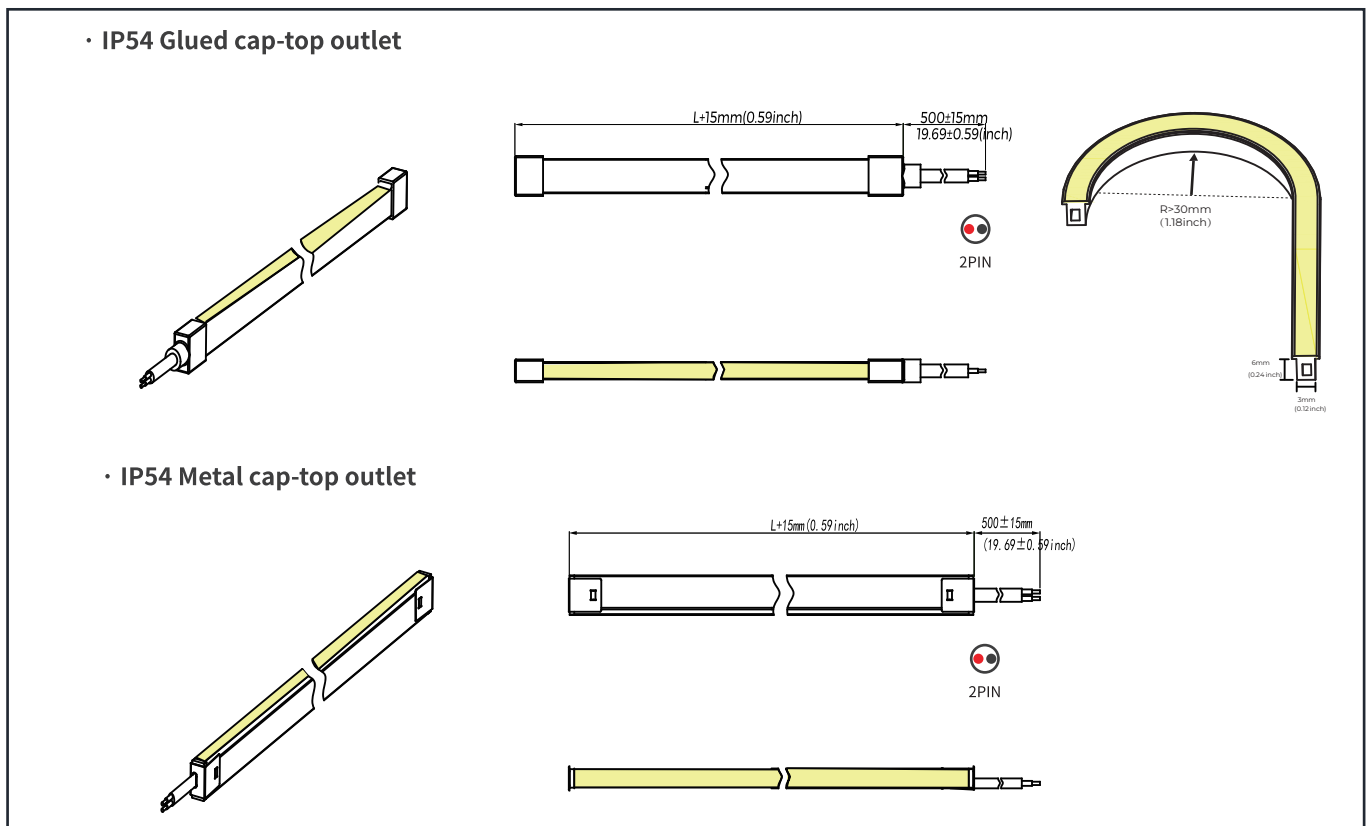
[www.luxio-lighting.com](http://www.luxio-lighting.com)

## References


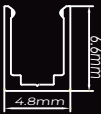

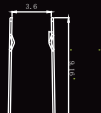

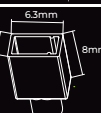


Reference	Rated power (w/m)	Maximum power (w/m)	Input Voltage	Rated current (A/m)	CRI	CCT/colors	Luminous flux	IP Rating	Dimensions	Remark
LX-NF-NMS0306T	7.2W	8.3W	12V	0.6	>90	2300K	180Lm	IP54	5000mm	3LED/ 15.6mm
						2700K	185Lm			
						3000K	200Lm			
						4000K	220Lm			
			24V	0.3		2300K	230Lm			7LED/ 35.7mm
						2700K	230Lm			
						3000K	230Lm			
						4000K	280Lm			
			12V	0.6		2300K+4000K	140Lm			6LED/ 15.6mm
						24V	0.3			2300K+4000K

1. The above data is the testing result of 1M standard product;
2. The lumens of output data can be vary up to  $\pm 10\%$ ;
3. The above parameters are all typical values ;
4. Standard glue plugs are shipped.





## Product mechanical parameters



## Accessory Information

Name	Description	Image	Sectional size	Ordering code	Quantity case (PCS)	net weight (kg)	Per box net weight (kg)	Gross weight (kg)	Packing (mm)	Remark
Alumina carrier	Flat mounting aluminum groove			LX-NMS0306A-1000	442	0.0244	10.78	11.94	1180*125*115	Size: L1000*W4.8*H6.6mm
Metal end cap kit	Metal end cap kit			LX-NMS0306TSH0-EC	2000	0.0006	1.25	1.55	250*250*150	/
End cap set	End cap set, including end cap and plug (outlet from the top direction)			LX-NMS0306GH0-EC	800	0.0003	0.24	0.5	250*250*150	
Glue	588G acidic glue		/	LX-PG-0002	800	0.0035	1.44	1.7	250*250*150	10ml/pcs
Gray wire	2PIN Gray wire (0.5M)		/	LX-WS-0025	200	0.0077	1.54	1.84	250*250*150	/
Gray wire	2PIN Gray wire (2M)			LX-WS-0026	100	0.031	3.1	3.4		

## Solution of control system

Product Image	product name	Product number	Order code	Product specifications	Applicable Products
	Monochrome remote	LX-CK1-GBA	402-02-000000-00001	output signal RF Working voltage: 3VDC (CR2032) Remote control distance: 30m Working temperature: Ta: 0-30 ~0+55	Monochrome light strip (Use with CR1-GBA)
	Monochrome light controller	LX-CR1-GBA	402-01-000000-00001	Input voltage: DC12-48V Output current: 15A@12V/24V, 10A@36V/48V Output Power: Max 180W@12V/Max 360W@24V/Max 360W@36V/Max 480W@48V Working temperature: -30°C ~ +55°C	Monochrome light strip (Use with CR1-GBA)
	CCT remote control (double polarity)	LX-RT2	402-02-000000-00006	output signal: RF Working voltage: 3VDC (CR2032) Remote control distance: 30m Working temperature: -30°C ~ +55°C	CCT light strip (double polarity) (Use with V2-SL)
	Color temperature controller (double polarity)	LX-V2-SL	402-01-000000-00031	Input voltage: DC12-36V Output current: 10A Output Power: 120W-360W Working temperature: -30°C ~ +55°C	CCT light strip (double polarity) (Use with RT2)

## Precautions

· Use a 24V DC isolated power supply to drive the neon lamp strip and the ripple wave of constant voltage source shall be less than 5%. It is not allowed to use RC voltage reduction or non-isolated power supply to drive the neon lamp strip.

· In actual applications, 20% of the power supply shall be kept (only 80% of the power is used) to guarantee that sufficient voltage is available to drive the product.

· Attention shall be paid to safe operation. After powering on, it is not allowed to touch the AC power supply to avoid an electric shock.

· Attention shall be paid to the positive and negative poles of the wires during installation and whether the power supply conforms to required voltages to avoid damages.

· Avoid scratching, distortion and irregular bending of the product during installation; otherwise it may cause irreparable damage to the product.

· Please do not bend the strip into an arc with a diameter less than 60mm to ensure the longevity and reliability, the bending diameter too small will damage the product itself.

· If the actual length of application exceeds the specified using length, it will lead to overload heating and uneven brightness.

· Non-professionals are prohibited from installing, disassembling and repairing the product.

· Do not use any acid or alkaline adhesive to fix products (including not limited to glass cement, etc.)

· Product is not suitable for use in swimming pools and fountains.

· Please confirmed before usage as products of varied sizes show slight differences in their color under

same color temperature due to their structural differences.

· When IP65 protective products are installed and applied, the waterproofing grade should be degraded after self-processing and cutting.

· In mass production, 1-2 splices are allowed within every 5 meters.

· Please use professional cutting tools when cutting.



No stretching



No distortion



No trampling