


NEON FLEX



2300 K 2700 K 3000 K 4400 K

LX-NF-NMS0612


IP 65	IK 06	CRI >90	DC12-24V/48V
-----------------	-----------------	-------------------	---------------------

UV RESISTANT	FLAME RESISTANT	SALTWATER RESISTANT	SOLVENT RESISTANT
---------------------	------------------------	----------------------------	--------------------------

5 GARANTIE	CE	RoHS	36000h
----------------------	-----------	-------------	---------------

NEON FLEX

- Light source: High luminous efficiency, LM80 proved.
 - Process & Material: High light transmittance, environmental silicone material, integrated extrusion molding technology, IP65.
 - Optical Design: Unique optical light distribution structure design, uniform lighting surface and no shadow.
 - Appearance Design: Compared with the traditional neon tube or PVC guardrail tube, the silicone material has good flexibility, the simple and stylish appearance, which is exquisite and unique.
 - Product Certification: UL, CE, ROHS, UKCA, CB.
 - Environmental Features: Resistance to saline solutions, acids & alkali, corrosive gases and UV.
 - Working/Storage Temperature: Ta:-25~55°C / 0°C ~ 60°C.
- Application : Signage lighting, indoor lighting



luxio
L I G H T I N G

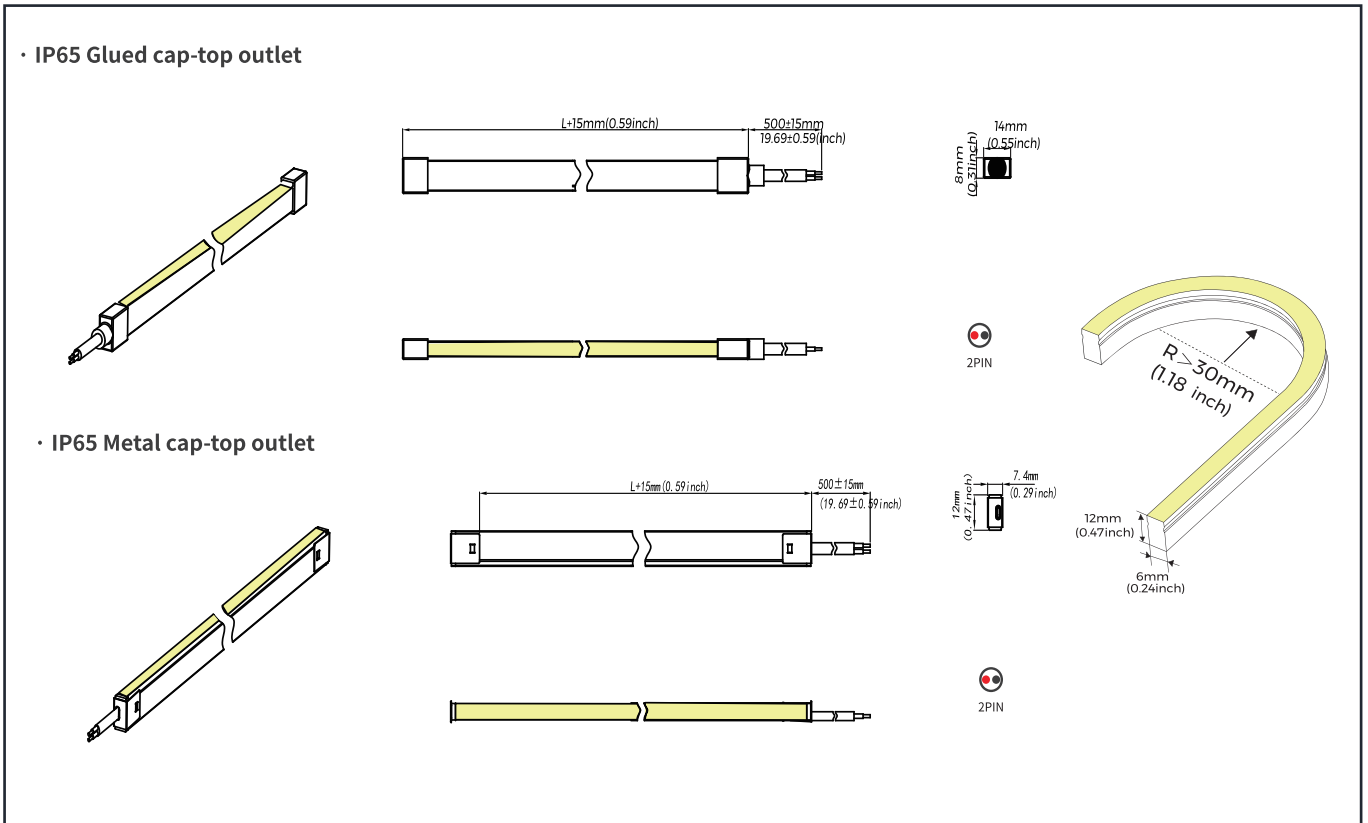
www.luxio-lighting.com

References

Reference	Rated power (w/m)	Maximum power (w/m)	Input Voltage	Rated current (A/m)	CRI	CCT/colors	Luminous flux	IP Rating	Dimensions	Remark
LX-NF-NMS0612	9.6W	10.6W	12V/24V	0.8	>90	2300K	250Lm	IP65	5000mm	3LED/25mm (12V) 6LED/50mm (24V)
						2700K	280Lm			
						3000K				
						4000K				
	5.3W	5.8W	48V	0.11		2300K	150Lm		30000mm	12LED/100mm
						2700K	170Lm			
						3000K				
						4000K	190Lm			

1. The above data is the testing result of 1M standard product;
2. The lumens of output data can be vary up to $\pm 10\%$;
3. The above parameters are all typical values.

Product mechanical parameters



Accessory Information

Name	Description	Image	Sectional size	Ordering code	Quantity case (PCS)	net weight (kg)	Per box net weight (kg)	Gross weight (kg)	Packing (mm)	Remark
Alumina carrier	Flat mounting aluminum groove			LX-NMS0612A-1000	120	0.082	9.84	11	1180*125*115	Size: L1000*W8*H13.5mm with screws
Alumina carrier	Flat mounting of clip			LX-NMS0612A-20	800	0.0017	1.68	1.83	250*250*150	Size: L20*W8*H13.5mm with screws
Alumina carrier	Aluminum groove reserved outlet position			LX-NMS0612A1-1000	100	0.01015	10.15	11.2	1180*125*115	Size: L1000*W8*H18.5mm with screws
PC carrier	Flat mounting PC groove			LX-NMS0612P-1000	120	0.0355	4.26	5.3	1180*125*115	Size: L1000*W8.5*H14.1mm with screws
PC carrier	Flat mounting of PC clip			LX-NMS0612P-20	800	0.0009	1.04	1.19	250*250*150	Size: L20*W13.5*H16.4mm with screws
Moldable carrier	Moldable groove			LX-NMS0612M-500	100	0.035	3.5	3.85	500*290*290	Size: L500*W7.3*H10.6mm with screws Cannot be used upside down
Metal end cap kit	Metal end cap kit			LX-NMS0612SH0-EC	2000	0.0015	1.2	1.5	250*250*150	
End cap set	End cap set, including end cap and plug (outlet from the top direction)			LX-NMS0612GH0-EC	800	0.0035	1.44	1.7	250*250*150	/
End cap set	End cap set, including end cap and plug (outlet from the left direction)			LX-NMS0612GS0-EC	800	0.0035	1.44	1.7	250*250*150	
End cap set	End cap set, including end cap and plug (outlet from the bottom direction)			LX-NMS0612GD0-EC	800	0.0035	1.44	1.7	250*250*150	
Glue	588G acidic glue		/	LX-PG-0002	800	0.0035	1.44	1.7	250*250*150	10ml/pcs

Accessory Information

Name	Description	Image	Sectional size	Ordering code	Quantity case (PCS)	net weight (kg)	Per box net weight (kg)	Gross weight (kg)	Packing (mm)	Remark
Wire	2P PVC Wire (0.5M)			LX-WS-0005	150	0.0128	1.92	2.22	250*250*150	Suitable for single color strip
Wire	2P PVC Wire (2M)			LX-WS-0006	125	0.0512	6.4	6.7		
Gray wire	2PIN Gray wire (0.5M)			LX-WS-0009	200	0.0077	1.54	1.84		
Gray wire	2PIN Gray wire (2M)			LX-WS-0010	100	0.031	3.1	3.4		
Connector	2PIN IP68 waterproof connector			LX-FC-0001	512	0.016	8.192	9.5		

Solution of control system

Product Image	product name	Product number	Order code	Product specifications	Applicable Products
	Monochrome remote	LX-CK1-GBA	402-02-000000-00001	output signal : RF Working voltage: 3VDC(CR2032) Remote control distance 30m Working temperature: Ta: 0-30 ~+55	Monochrome light strip (Use with LX-CR1-GBA)
	Monochrome light controller	LX-CR1-GBA	402-01-000000-00001	Input voltage : DC12-48V Output current : 15A@12V/24V, 10A@36V/48V Output Power Max 180W@12V/Max 360W@24V/Max 360W@36V/Max 480W@48V Working temperature: -30 ~ +55	Monochrome light strip (Use with LX-CR1-GBA)

Precautions

- Use a 24V DC isolated power supply to drive the neon lamp strip and the ripple wave of constant voltage source shall be less than 5%. It is not allowed to use RC voltage reduction or non-isolated power supply to drive the neon lamp strip.
- In actual applications, 20% of the power supply shall be kept (only 80% of the power is used) to guarantee that sufficient voltage is available to drive the product.
- Attention shall be paid to safe operation. After powering on, it is not allowed to touch the AC power supply to avoid an electric shock.
- Attention shall be paid to the positive and negative poles of the wires during installation and whether the power supply conforms to required voltages to avoid damages.
- Avoid scratching, distortion and irregular bending of the product during installation; otherwise it may cause irreparable damage to the product.
- Please do not bend the strip into an arc with a diameter less than 60mm to ensure the longevity and reliability, the bending diameter too small will damage the product itself.
- If the actual length of application exceeds the specified using length, it will lead to overload heating and uneven brightness.
- Non-professionals are prohibited from installing, disassembling and repairing the product.
- Do not use any acid or alkaline adhesive to fix products (including not limited to glass cement, etc.)
- Product is not suitable for use in swimming pools and fountains.
- Please confirmed before usage as products of varied sizes show slight differences in their color under same color temperature due to their structural differences.
- When IP65 protective products are installed and applied, the waterproofing grade should be degraded after self-processing and cutting.
- In mass production, 1-2 splices are allowed within every 5 meters.
- Please use professional cutting tools when cutting.



No stretching



No distortion



No trampling