

PROFIL LIGHT



LX-PL-LE25FD

24V	CRI >80/90	IP 20	SDCM ≤3
-----	---------------	----------	------------



LX-PL-LE25FD

- 25mm slender lighting surface
- 120 LM/W high light efficiency design, lumen output up to 2375 Lm/m
- Butterfly clip design, more convenient installation.
- CCT : 2700K/3000K/3500K/4000K/5000K/6500K
- Dimming method : no power supply
- Lighting direction : downward
- Length : 200mm/600mm/1200mm/1500mm/1800mm/2400mm optional (other length on request)
- Coating : Black(RAL9005), White(RAL9003)
- Installation : Recessed



luxio
L I G H T I N G

www.luxio-lighting.com









Optical & electronic data

Diffuser	200mm (0.66')	600mm (2')	1200mm (4')	1500mm (5')	1800mm (6')	2400mm (8')	L*(277*277mm) (1*1')	T*(529*277mm) (1.7*1')	X*(529*529mm) (1.7*1.7')
	4W/400LM	12W / 1250LM	24W / 2500LM	30W / 3150LM	36W / 3750LM	48W / 5000LM	11W / 1155LM	16W / 1680LM	21W / 2205LM

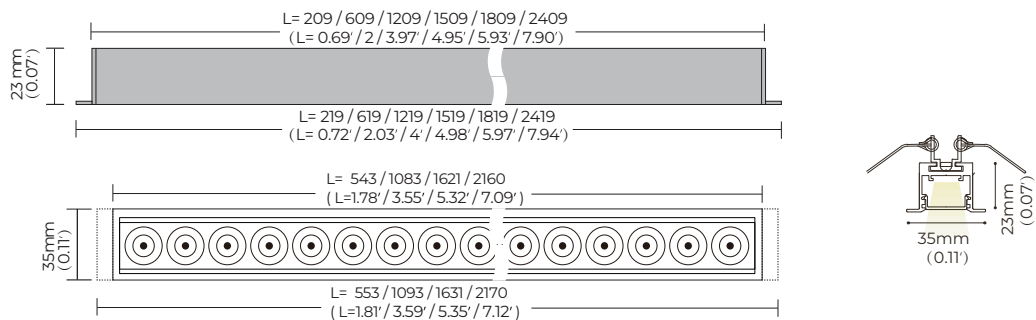
Remark:

- 1,the tolerance of output data can be vary up to 10%;
- 2,the output data is typical value;

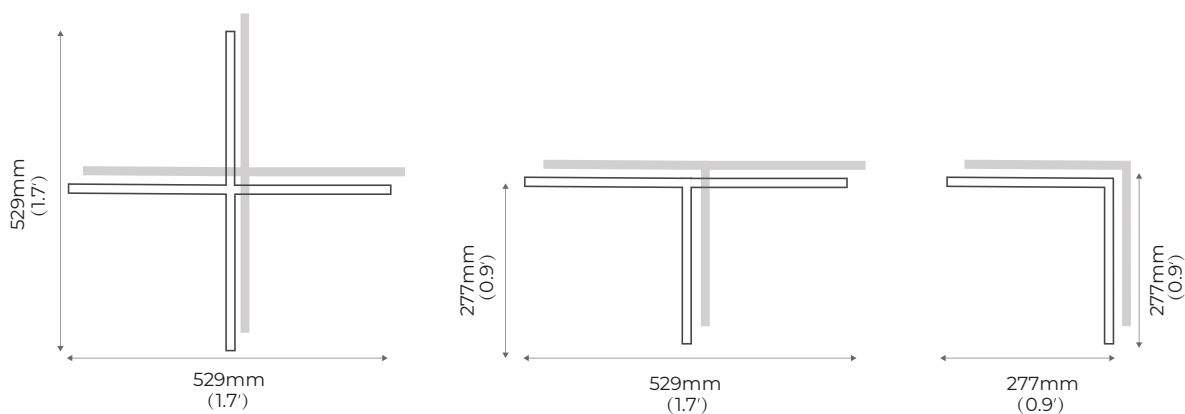
Standard length

<p>200mm (0.66') </p> <p>Opening size:211*27mm</p>
<p>600mm (2') </p> <p>Opening size:611*27mm</p>
<p>1200mm (4') </p> <p>Opening size:1211*27mm</p>
<p>1500mm (5') </p> <p>Opening size:1511*27mm</p>
<p>1800mm (6') </p> <p>Opening size:1811*27mm</p>
<p>2400mm (8') </p> <p>Opening size:2411*27mm</p>
<p>Customized length (2400mm ~ 5000mm) (7.87' ~ 16.4')</p> 
<p>Ultra long connection (<5000mm) (<16.4')</p> 

Dimensions



Corners



Lighting effect



Diffuser