


# PROFIL LIGHT

## LX-PL-LS25G(A)

24V	CRI >80/95	IP 20	UGR <10	SDCM ≤3
-----	---------------	----------	------------	------------



### LX-PL-LS25G(A)

- 25mm slender lighting surface
  - 105 LM/W high light efficiency design, lumen output up to 2100 Lm/m
  - Multiple standard corner (L type, X type, T type optional), available for free connection.
  - Multiple light distribution options (Diffuser, Prismatic, Round grating, Block frosted diffuser) to meet variety application requirements.
  - Electric wire & suspension wire with two-in-one design, invisible and beautiful.
- Profile material AL6063-T5  
CCT : 2700K/3000K/3500K/4000K/5000K/6500K



[www.luxio-lighting.com](http://www.luxio-lighting.com)

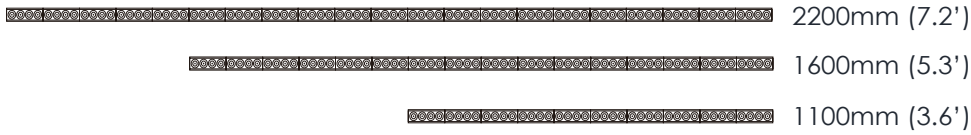
## Optical & electronic data

	550mm (1.8')	1100mm (3.6')	1600mm (5.2')	1800mm (6')	2200mm (7.2')	L*(277*277mm) (1'1')	T*(529*277mm) (1.7'1')	X*(529*529mm) (1.7'1.7')
Round Grating 30° / 55°	11W / 850LM	22W / 1700LM	33W / 2550LM	/	44W / 3400LM	/	/	/

Remark:

- 1,the tolerance of output data can be vary up to 10%;
- 2,the output data is typical value;

## Standard length




2200mm (7.2')

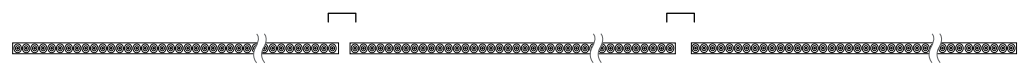
1600mm (5.3')

1100mm (3.6')

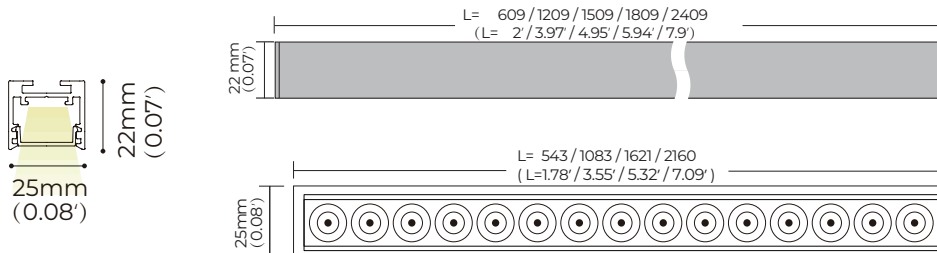
Customized length (2400mm ~ 5000mm) (7.87' ~ 16.4')



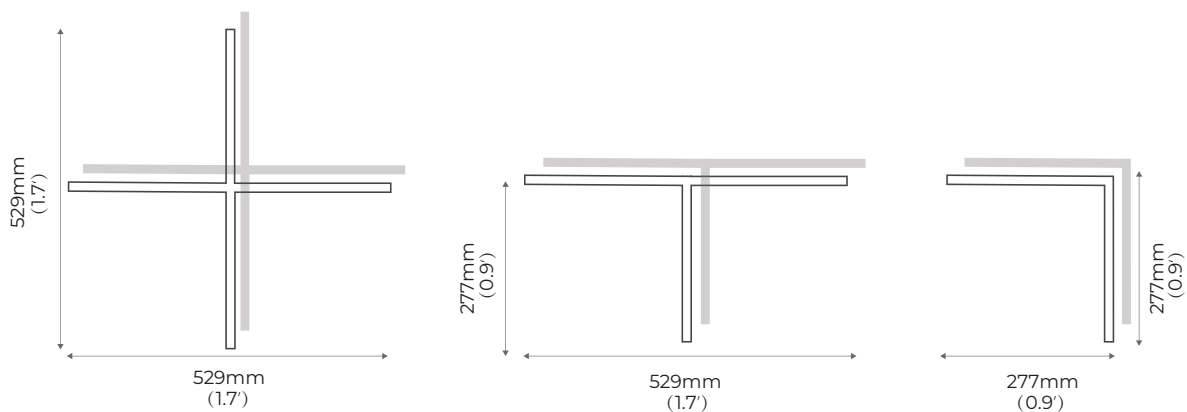
Ultra long connection (<5000mm) (<16.4')




## Dimensions




## Corners



## Lighting effect



Round Grating 30°



Round Grating 55°