

PROFIL LIGHT



LX-PL-SC7070D-A

IP 20	CRI 80/90	SDCM <3 Step	AC220V ~240V		
-----------------	---------------------	------------------------	------------------------	--	--

									50000h
--	--	--	--	--	--	--	--	--	--------

- Matt black
- Matt blue
- Matt white
- Matt green
- Matt silver
- Champagne gold
- Matt orange
- Rose gold

- Material : AL6063-T5,spraying surface
- Color : Black/White/Silver/Orange/Blue/Green /Rose gold/Champagne gold
- CCT : 2700/3000/3500/4000/5000/6500K
- SDCM : ≤3 Step
- Installation : Ceiling/Pendant
- Dimming method : Non-dimming, 1-10V, DALI2+PUSH
- Certification : CE, UKCA, ROHS, REACH, CB, ENEC, ETL, LM-80



luxio
L I G H T I N G

www.luxio-lighting.com

Luminaire Parameters

Model	Version	Diameter (mm)	Type Power (W/PCS)	Input Voltage (V)	Input Current (mA)	CRI	Lumens (LM/PCS)	CCT
LX-PL-SC7070D-A	Regular	D600	41	AC200-240V	210	>80	4510	2700K 3000K 3500K 4000K 5000K 6500K
						>90	3879	
		D800	55	AC200-240V	280	>80	6050	
						>90	5203	
		D1000	72	AC200-240V	360	>80	7920	
						>90	6811	
		D1200	78	AC200-240V	390	>80	8580	
						>90	7379	
		D1500	110	AC200-240V	560	>80	12100	
						>90	10406	
		D2000	150	AC200-240V	760	>80	16500	
						>90	14190	
		D3000	222	AC200-240V	1120	>80	24420	
						>90	21001	
	High-Efficiency	D600	41	AC200-240V	210	>80	5535	
						>90	4760	
		D800	55	AC200-240V	280	>80	7425	
						>90	6386	
		D1000	72	AC200-240V	360	>80	9720	
						>90	8359	
		D1200	78	AC200-240V	390	>80	10530	
						>90	9056	
		D1500	110	AC200-240V	560	>80	14850	
						>90	12771	
D2000	150	AC200-240V	760	>80	20250			
				>90	17415			
D3000	222	AC200-240V	1120	>80	29970			
				>90	25774			

Note:

1. The output data is based on white coated luminaire with Ra80,4000K.
2. The above lumens data are at 4000K color temperature.
3. High-efficiency version does not do 3500K and 5000K
4. The tolerance of output data can be vary up to 15%.
5. The output data is typical value.
6. The following is an example of lumen conversion instructions:

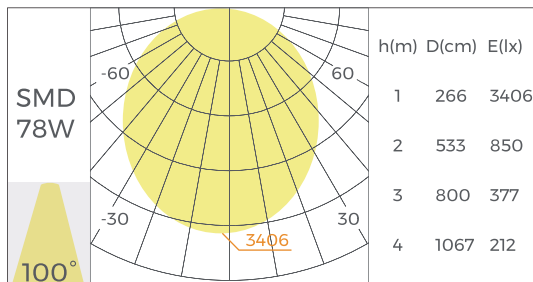
CCT	RA	Ratio of lumens (white coated luminaire)	Ratio of lumens (Other coated colors of luminaire)
2700K	80	90%	Calculate white coated luminaire lumens first, then multiply by 90 %
	90	77%	
3000K	80	93%	
	90	80%	
3500K	80	97%	
	90	83%	
4000K	80	100%	
	90	86%	
5000K	80	100%	
	90	86%	
6500K	80	100%	
	90	86%	

Note: All other lumens are to be based on white coated luminaire with 4000K,RA80(100%),and multiplied by the percentage in the table above.

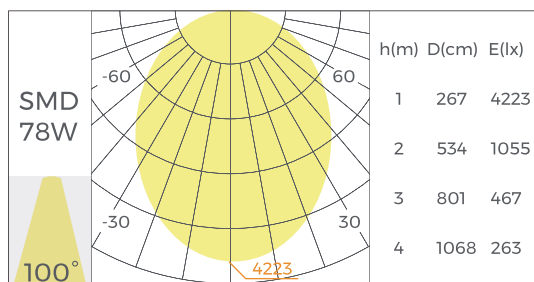
Assuming a 4000K, RA80 white coated luminaire with 1000lm lumens:

Example 1: If you need 4000K,RA90 lumens (white coated luminaire)	$1000 \times 86\% = 860\text{lm}$
Example 2: If you need 4000K,RA90 lumens (other coated colors of luminaire)	$1000 \times 86\% \times 90\% = 774\text{lm}$
Example 3: If you need 3000K,RA80 lumens (white coated luminaire)	$1000 \times 93\% = 930\text{lm}$
Example 4: If you need 3000K,RA90 lumens (white coated luminaire)	$1000 \times 80\% = 800\text{lm}$
Example 5: If you need 5000K,RA80 lumens (white coated luminaire)	$1000 \times 100\% = 1000\text{lm}$

Optical Parameters



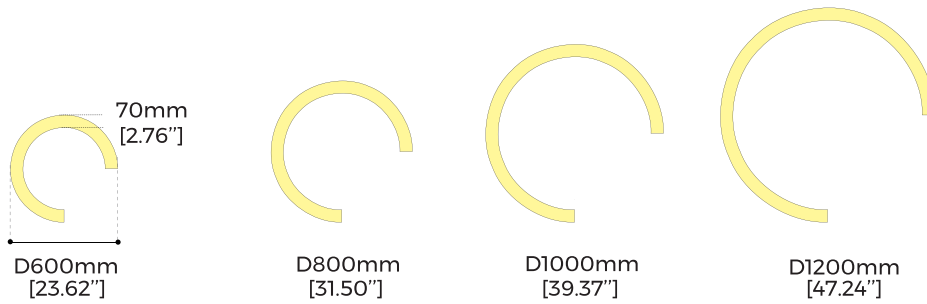
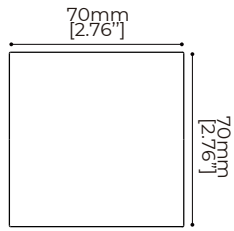
Regular version



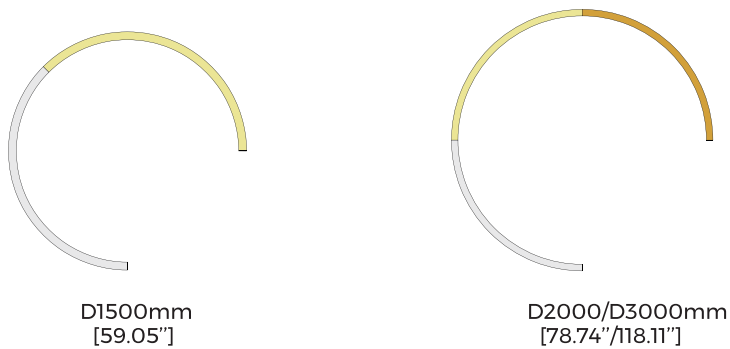
High-efficiency version

*The above data is based on a 1200mm diameter luminaire with Ra80,4000K.

Dimensions



Case 1: For diameters $\leq 1.2\text{m}$, the lamp is to be produced as complete unit.

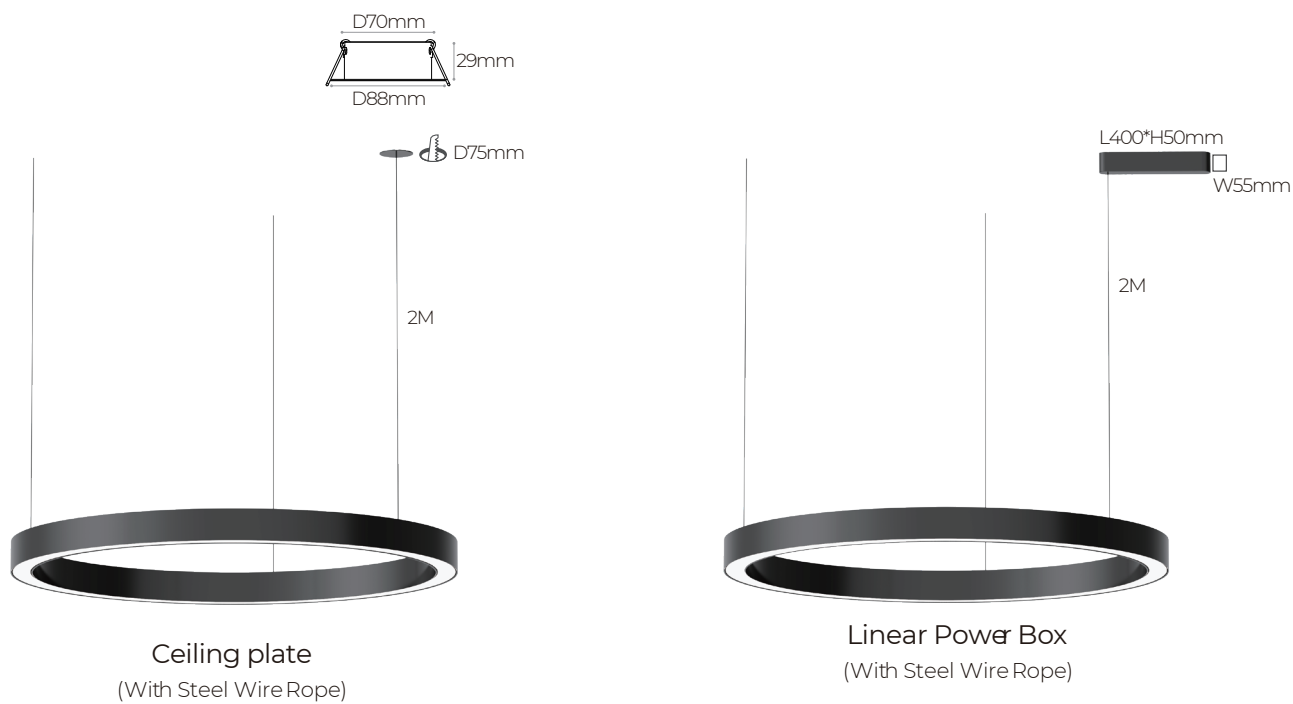


Installation

External power supply



Ceiling



Note:

1. The above illustration shows the installation method.
2. The above luminaire shapes are for installation illustration only.